

Wide Format Color Digital Imaging System

RICOH IM CW2200

✔ Copier ✔ Printer ✔ Scanner

RICOH
imagine. change.



RICOH
IM CW2200

B/W 3.8 ppm
FC 2.1 ppm

Ricoh's new generation wide format color digital imaging system delivers precision, quality and durability

Designed to meet the needs of today's businesses where working with CAD drawings and other large documents (A1/A0) are key, the RICOH IM CW2200 offers the perfect solution. High quality precision documents, such as site plans, technical drawings and design graphics are effortlessly scanned and printed at impressive speeds. Ricoh's innovative GEL-Jet™ technology ensures our inks are both UV and water resistant, so your documents not only retain their color and clarity, but are also waterproof when working outdoors.

- Take wide-format printing to a new level
- Print across multiple media types at A1 speeds of 2.1 ppm in color and 3.8 ppm in black & white
- Robust scanning up to 1.4"/s for color and up to 4.2"/s for mono documents
- Automatic paper roll setting eliminates the manual task of feeding the paper
- Impressive continuous printing of documents up to 108 ft. (33m) long





Fast, flexible & efficient

The RICOH IM CW2200 offers a range of enhanced features including Ricoh's unique GEL-Jet™ UV and water resistant ink technology and new Smart Operation Panel. With automatic paper roll handling printing up to 108 ft. (33m), it's perfect for large precision CAD documents or CAD drawings.


Innovative, productive & reliable

We've introduced new and enhanced features on the RICOH IM CW2200, so you'll spend less time at the printer and more time focusing on your projects. Designed to offer more than just a printing and scanning solution, this device can act as a secured document hub for all your technical files, helping to enhance productivity.

Take your business to the next level

Built for productivity

Minimize downtime with uninterrupted printing and faster scanning. Digitize your projects with automated scanning capabilities.



Designed for efficiency

Focused on collaboration, the RICOH IM CW2200 can effectively become a document hub, enabling your teams to scan, print and share jobs with ease.



Constructed for convenience

Changing the paper roll is now even easier thanks to the automatic paper roll feeding, which holds rolls up to 6.9 in. (176mm) in diameter. It saves time, saves paper and offers increased convenience.



Developed for usability

The enhanced and intuitive Smart Operation Panel offers an easy to navigate color touchscreen interface, which is consistent with other Ricoh products, so no user training is required.



Give your business a competitive edge

Innovative print technology

Showcase your designs, from precise line drafts to boldly colored 3D renders, with the highest accuracy and finest details. Our waterproof GEL-Jet™ technology uses inks that are smudge free and UV resistant, so your prints are high quality, durable and can be viewed on site, in any weather.



Next generation controller panel

The new design color touch screen on the RICOH IM CW2200's Smart Operation Panel offers an intuitive and easy-to-use customer interface. The versatile functionality and fast, simple navigation help to reduce operation error and improve the way you interact with the device.




Enhanced productivity & easy operation

Production uptime is key for any business, so thanks to the automatic paper roll setting, we've ensured this device requires minimal user attention by eliminating the manual task of hand feeding. Documents up to 108 ft. (33m) long can be printed continuously, thereby increasing productivity.



Fast & secured scanning functionality

We understand that your large format plans and CAD drawings are often subject to change and require written edits to be made on site. The RICOH IM CW2200 digitizes your documents with fast and secured scanning at speeds up to 1.4"/s for color and 4.2"/s for mono documents at 600 dpi. The enhanced original stacker holds up to 10 sheets.



Industry-leading quality and superb, reliable service



A consultative approach

Ricoh is committed to working closely with customers to help determine which technology solution is best for their business and their investment. Our expert team is here to support all aspects of your workflow.



Extra peace of mind

Our fast response network of experienced staff are on hand to help you address any concerns or issues that may arise. We want you to feel confident in the speed and capability of our service.



Putting your business' safety first


We build a range of security measures into our products which include administrator/user authentication, document scanning encryption and external authentication, to restrict access and protect files.



Minimizing environmental impact

We are committed to conserving the planet's precious resources and work consciously to minimize our impact on the environment in resource extraction, energy consumption, chemical discharge and carbon emissions.

The RICOH IM CW2200 new generation wide format color digital imaging system



1 Scanner modules

Full color scanner with a staggered 5 CIS seating arrangement for optimal quality and clarity.

2 Roll & second roll

8.26 – 35.9 in. (210 – 914mm) width roll feeder with automatic paper roll feeding for CAD and GIS requirements.

3 Auto nozzle detection

Uses Ricoh technology to deal with clogged nozzles to ensure consistently high image resolution.

4 Smart Operation Panel

Intuitive operation panel is standard.

5 Full front operation

A smart, clamshell design offers front access to quickly change paper rolls and ink.

6 Simplified operation of paper basket

Prevents front cover from being opened by mistake while in operation.

7 Supply module

Continually monitors the ink in the head-tank.

8 Ejection module

Installed with a Submarine cutter that reduces feed loss time.

9 10 Sheet Original Stacker

Stage up to 10 pages with the enhanced original stacker.

RICOH IM CW2200

MAIN SPECIFICATIONS

GENERAL

Configuration	Console
Copying/printing process	On-demand Piezo inkjet system (pigment-based ink)
Resolution	600 × 600 dpi
Zoom	25% to 400% by 0.1% increments
Reproduction ratio	Engineer (inch): 25%, 32.4%, 50%, 64.7%, 129.4%, 200%, 258.8%, 400%
Memory capacity	4 GB
Hard Disk Drive	320 GB (shared with copier/printer/scanner)
Power source	120 – 127 V, 3.6 A (max.), 60 Hz
Dimensions (W × D × H)	54.5" × 26.6" × 48" (1,384 × 675 × 1,220 mm)
Weight	265 lbs. (120kg)

COPIER (STANDARD)

First copy time from standby mode	A0 SEF: B/W: high speed copy: 51 sec., standard: 71 sec., A0 SEF: full color: high speed copy: 81 sec., standard: 155 sec., A1 LEF: B/W: high speed copy: 29 sec., standard: 41 sec., A1 LEF: full color: high speed copy: 53 sec., standard: 84 sec.
Multiple copying	1 to 99
Copy modes	Text, Text/Photo, Photo, Drawing, Other (Generation/Map/Background Line/Patched Original/Highlight Pen)

PRINTER (STANDARD)

Controller board	Embedded
CPU	1.6 GHz
Print speed	A1 LEF: B/W: 3.8 ppm, Color: 2.1 ppm, A0 SEF: B/W: 1.9 ppm, Color: 1.1 ppm
Print resolution	Speed priority (drawing): 600 × 300 dpi, Standard: 600 × 600 dpi, Quality priority: 600 × 600 dpi (Quality priority mode for only coated paper) film (matted) and special paper: 1200 × 1200 dpi
Print drivers	Adobe® Postscript®
Fonts	European 136 fonts (PS3)
Network interface: standard	100 base-TX/10 base-T Ethernet, 10/100/1000 base-TX, USB 2.0, USB Host
Network interface: optional	Wireless LAN IEEE 802.11a/g/n
Network protocol: standard	TCP/IP (IPv4, IPv6)
Supported OS	Win 8.1/10 (32/64bit), Win 11, Server 2012/R2, Server 2016/2019/2022, MacOS 10.14 or later, Citrix XenApp 7.15 LTSR, VirtualApps/Desktops 2012 or later

SCANNER (STANDARD)

Scan speed: color	1.4"/s (600 dpi)
Scan speed: B/W	4.2"/s (600 dpi)
Scan resolution	150 – 600 dpi, TWAIN: up to 2,400 dpi
Scan modes: B/W	Text, Text/Photo, Text/Line Art (default), Photo, Grayscale
Scan detection	Auto Detect, Preset Paper Size, Custom Size
RGB support	Standard
Scan protocols	Network (TCP/IP), Scan to email (SMTP), Scan to folder (SMB, FTP)
Compression method	B/W (MH, MR, MMR (default), JBIG2), Color (JPEG (5 levels))

PAPER HANDLING

Original feeder	1 Sheet
Original stacker	10 Sheets
Original set position	Center
Original scan size	Minimum: 8.5 – 8.5", Maximum: 36 – 590"
Original paper weight	Maximum Roll Feeder: 36" width, 1,299" length, Maximum Bypass: 36" width, 78.7" length
Output paper size	Maximum Roll Feeder: 36" width, 1,299" length, Maximum Bypass: 36" width, 78.7" length
Output paper weight	Roll Paper: 51 – 190 g/m ² (0.068 – 0.2 mm), Cut Sheet: 51 – 220 g/m ² (0.068 – 0.4 mm)
Paper feeding capacity	Width: 11" – 36" (297 – 914 mm), Bypass: 1 sheet

ECOLOGY

Maximum power consumption	135W
Power consumption: Sleep	0.65w
ENERGY STAR®	Certified
EPEAT®	Silver rated (EPEAT Silver rating is applicable only in the USA.)

CONSUMABLES

Starter Ink (Included)	Print Cartridge Black	60 ml
	Print Cartridge Cyan	28 ml
	Print Cartridge Magenta	56 ml
	Print Cartridge Yellow	56 ml
For Purchase	Print Cartridge Black	200 ml
	Print Cartridge Cyan	100 ml
	Print Cartridge Magenta	100 ml
	Print Cartridge Yellow	100 ml

OTHER OPTIONS

Roll Unit RU6570, Roll Holder Unit Type M23, File Format Converter Type M23, OCR Unit Type M13, IEEE 802.11a/g/n Interface Unit Type M19, RICOH PrintTool Ver. 2, PrintCopy Tool Option Type D 2021

Specifications are subject to change without notice. For maximum performance and yield, we recommend using genuine Ricoh parts and supplies. Some features may require additional options and/or charges.



Ricoh USA, Inc.

300 Eagleview Boulevard
Exton, PA 19341



1-800-63-RICOH



www.ricoh-usa.com

RICOH
imagine. change.

Ricoh USA, Inc., 300 Eagleview Blvd, Exton, PA 19341, 1-800-63-RICOH.

©2022 Ricoh USA, Inc. All rights reserved. Ricoh® and the Ricoh logo are registered trademarks of Ricoh Company, Ltd. All other trademarks are the property of their respective owners. This document is for informational purposes only and this document and any related services or products described herein are not intended to provide any legal, regulatory, compliance, or other similar advice. You are solely responsible for ensuring your own compliance with all legal, regulatory, compliance, or other similar obligations. While care has been taken to ensure the accuracy of this information, Ricoh makes no representation or warranties about the accuracy, completeness or adequacy of the information contained herein, and shall not be liable for any errors or omissions in these materials. Actual results will vary depending upon use of the products and services and the conditions and factors affecting performance. The only warranties for Ricoh products and services are as set forth in the express warranty statements accompanying them.